

ChartWorks

PUBLISHED BY INSTITUTIONAL ADVISORS

MONDAY JUNE 4, 2007

Technical observations of RossClark@shaw.ca

Uranium Stock Consolidations Now in Full Force

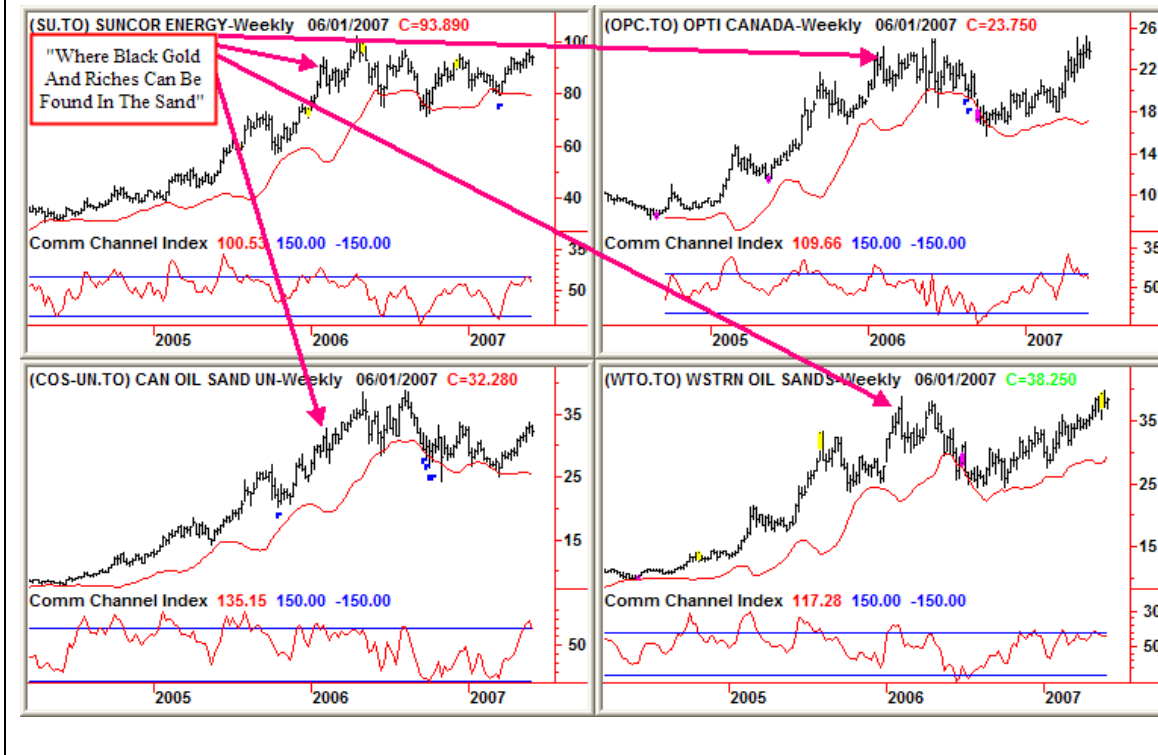
While Canadian investors have been very familiar with the price action in uranium and the related stocks over the past few years it only became a front page item in the US during March/April of 2007. Following the April 8th airing of the CBS 60 Minutes report, "VIVE LES NUKES", and lead articles in US newspapers we likened the media coverage and price action to that of the Oil Sands in January 2006, "Where Black Gold And Riches Can Be Found In The Sand". There wasn't an informed investor in North America that is unaware of the opportunities available in uranium. A consolidation was warranted.

Most uranium's are now down 25% from their highs. If the consolidation/correction phase continues to track along the same basis as the Oil Sands of last year then we should see the bulk of the stocks decline through their 20-week Standard Deviation Bands and produce CCI(20) readings below -150. The next two months should provide such buying opportunities.

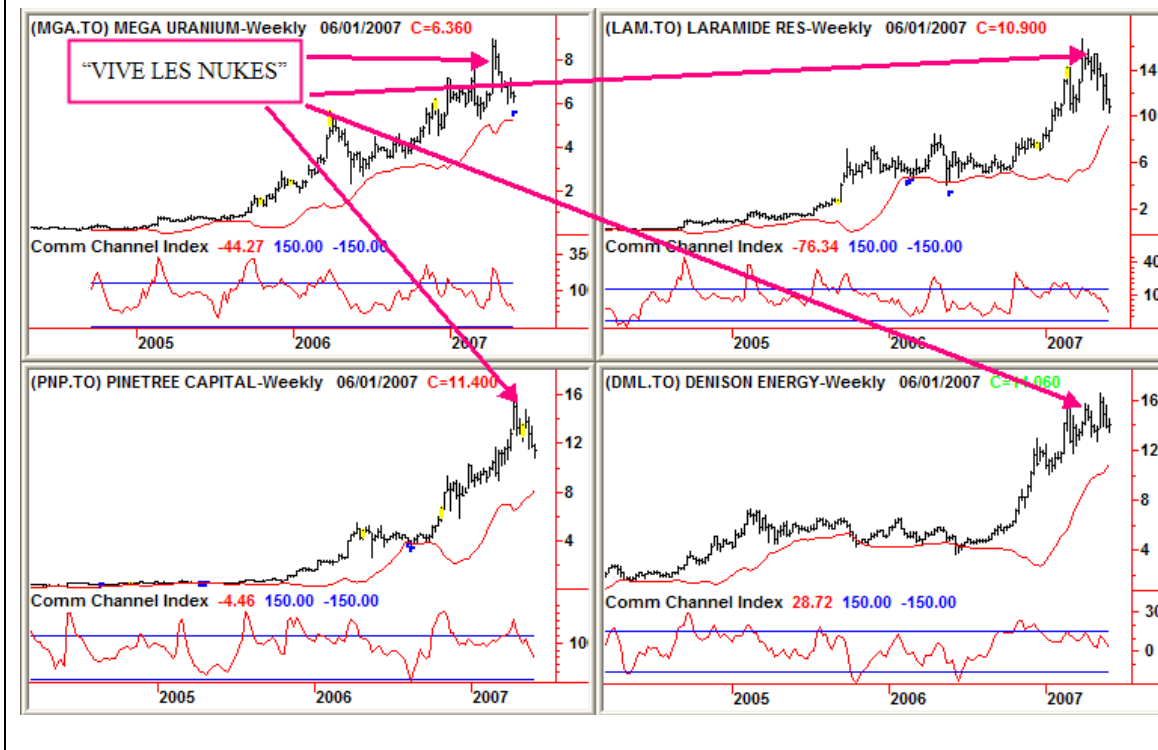
Symbol	Name	Std Dev Band
CCO.TO	Cameco	40.00
CXX.V	Crosshair	2.90
DML.TO	Denison	10.90
EMC.TO	Energy Metals	11.00
FRG.TO	Fronteer	11.70
JNR.V	JNR Resources	2.60
LAM.TO	Laramide	9.30
MGA.TO	Mega Uranium	5.24
PDN.TO	Paladin	7.45
PNP.TO	Pinetree	8.25
RSC.V	Strateco	2.61
STM.V	Strathmore	3.55
SXR.TO	SXR Uranium	14.45
TVC.C	Tournigan	2.50
U.TO	Uranium Participation	12.50
UEX.TO	UEX	4.20
UPC.V	Uranium Power	0.65
URZ	Uranez Energy	2.87

We will advise

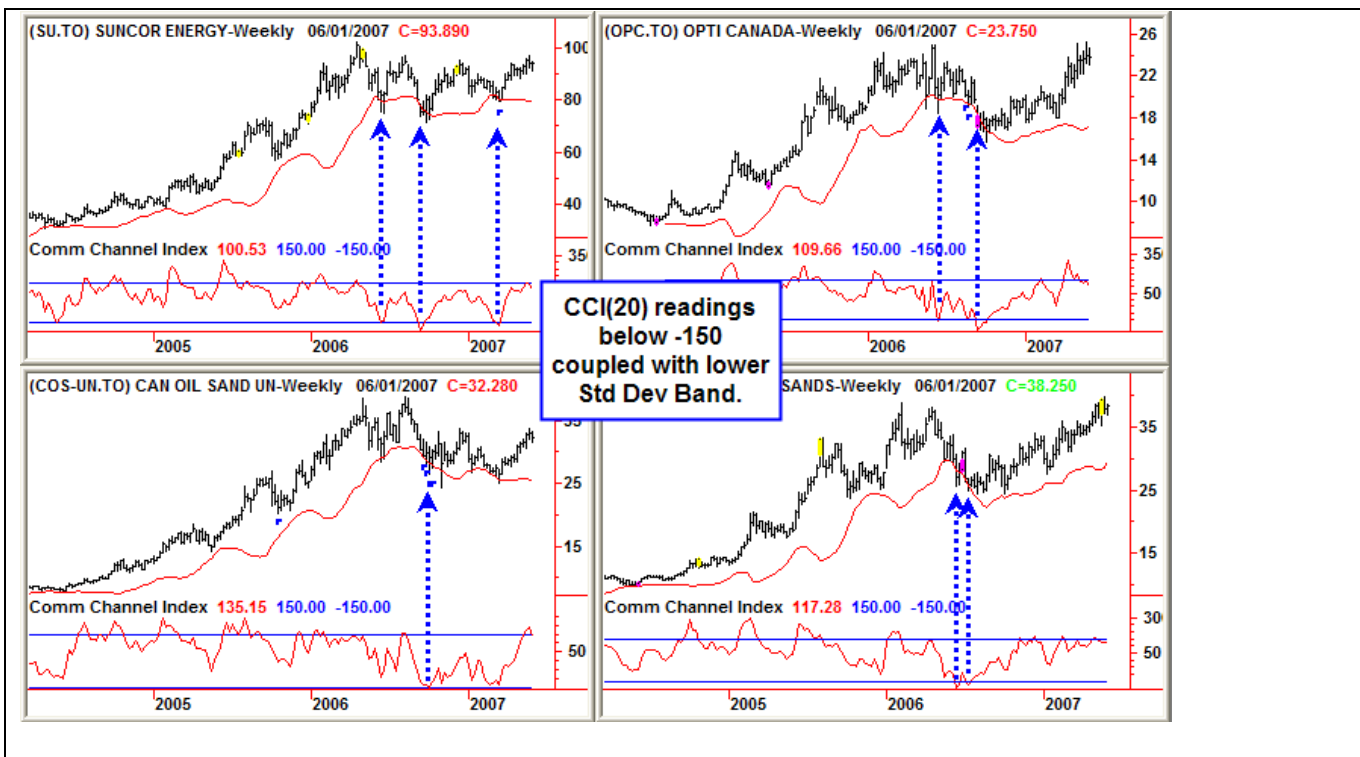
Oils Sands consolidations following the broad media exposure of 2006



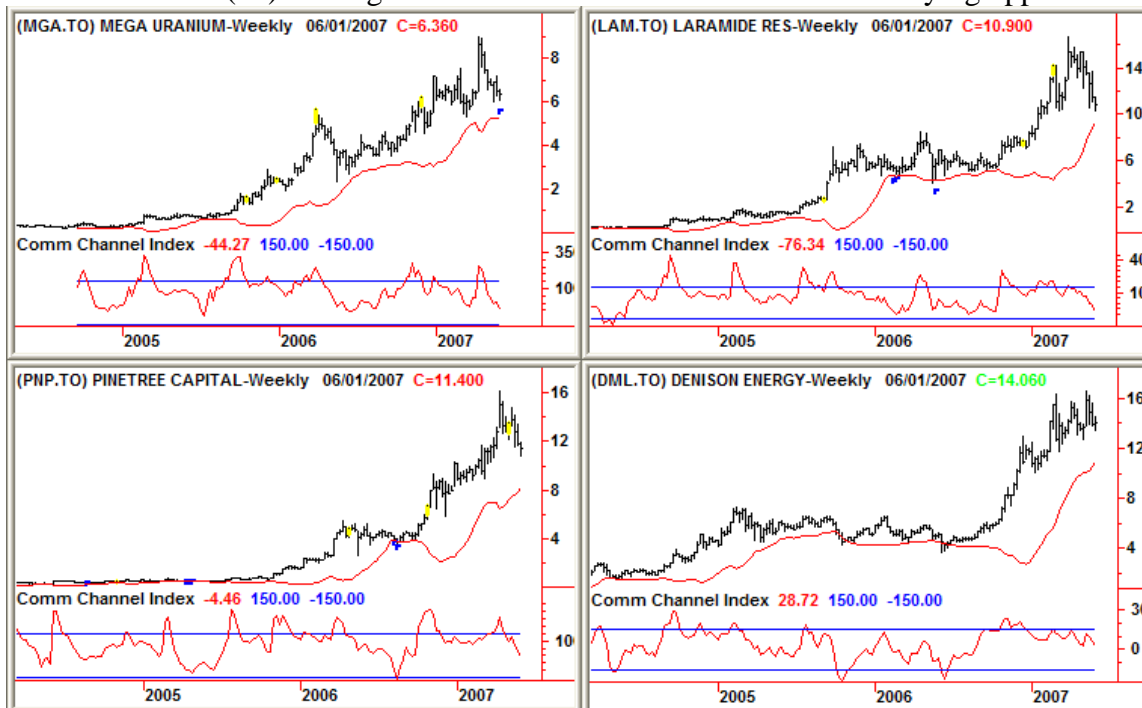
Uranium stock consolidations now in force

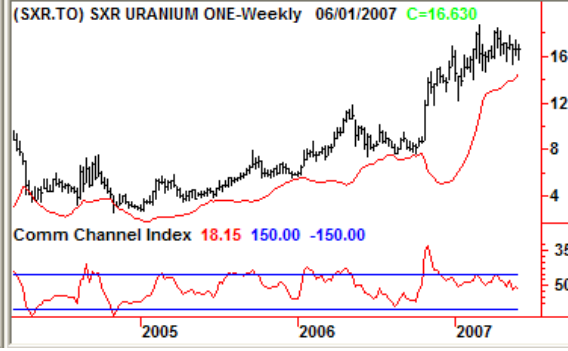
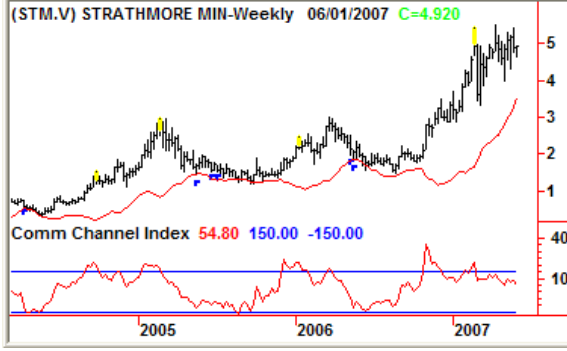
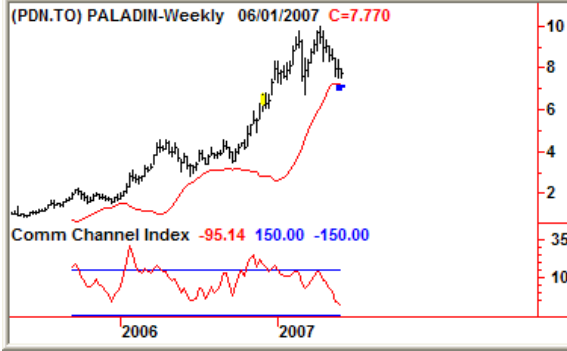
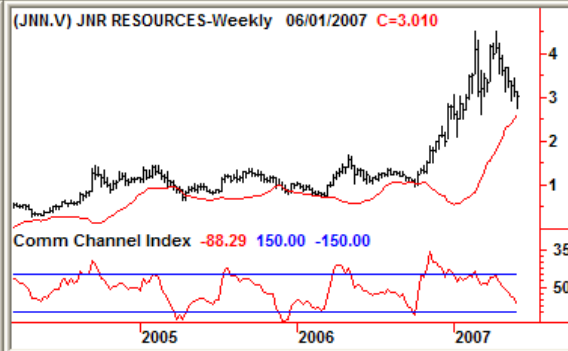
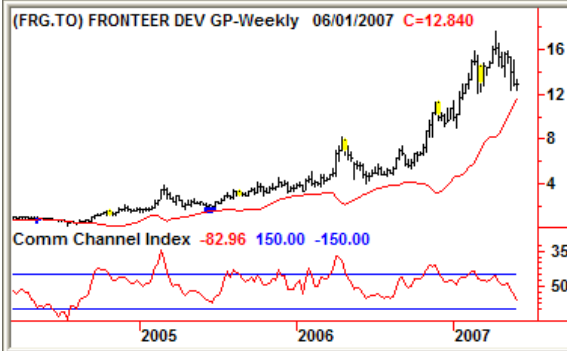
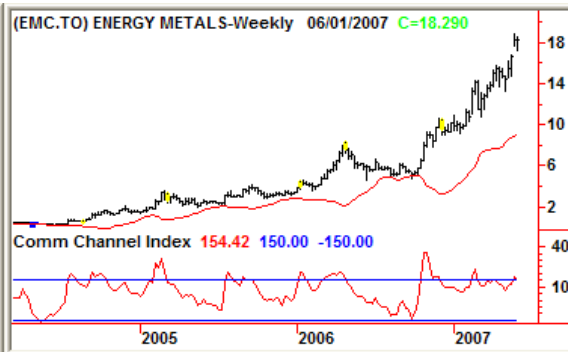
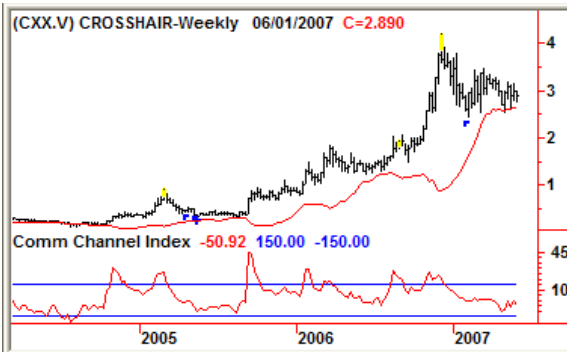


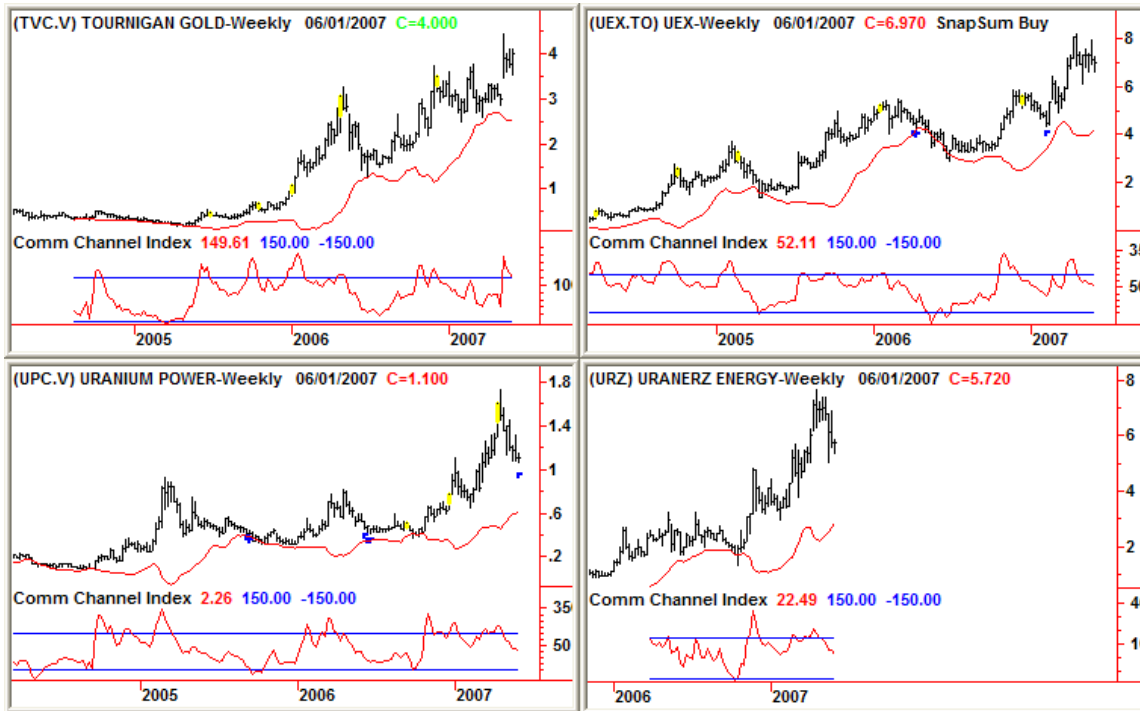
In the Oil Sands, oversold CCI(20) readings coupled with a test of the lower Standard Deviation Band provided initial tradable lows, then again prior to the upside action of the past few months.



A consolidation phase is the normal occurrence following such public exposure. Watch for weekly CCI(20) readings below -150 in the next two months as buying opportunities.







The opinions in this report are solely those of the author. The information herein was obtained from various sources; however we do not guarantee its accuracy or completeness. This research report is prepared for general circulation and is circulated for general information only. It does not have regard to the specific investment objectives, financial situation and the particular needs of any specific person who may receive this report. Investors should seek financial advice regarding the appropriateness of investing in any securities or investment strategies discussed or recommended in this report and should understand that statements regarding future prospects may not be realized. Investors should note that income from such securities, if any, may fluctuate and that each security's price or value may rise or fall. Accordingly, investors may receive back less than originally invested. Past performance is not necessarily a guide to future performance.

Neither the information nor any opinion expressed constitutes an offer to buy or sell any securities or options or futures contracts. Foreign currency rates of exchange may adversely affect the value, price or income of any security or related investment mentioned in this report. In addition, investors in securities such as ADRs, whose values are influenced by the currency of the underlying security, effectively assume currency risk.

Moreover, from time to time, members of the Institutional Advisors team may be long or short positions discussed in our publications

BOB HOYE, INSTITUTIONAL ADVISORS
 EMAIL bobhoye@institutionaladvisors.com
 WEBSITE www.institutionaladvisors.com